


Features

- Horizontal or vertical pipe can be used, easy to install
- Flow smooth, little fluid resistance
- Sensitive, good sealing performance
- Short disc trip, valve impact force is small when closed
- Overall structure, simple and compact, attractive appearance
- Long life, high reliability
- Highly abrasive materials
- Eyebolt for easy installation
- Precisely machined dovetail keep body gasket very firmly for sealing between valve and flange. No other flange gasket is required
- Machined body with excellent finishing and certificated
- Advanced machining of body to ensure right angle of disc in open position, to avoid disc to hit flange and make noise in pipeline
- Precisely machined dovetail keep the gasket very firmly for sealing between body and disc. The sealing is placed in body part, sheltered from media
- Precisely machining for safe fixing of disc/hinge together with washer and screw, to avoid accident in pipe system
- Integral casting for disc and hinge is strong and reliable solution compare to welding execution
- Spring in quality material to ensure no broken parts in pipeline

Application

- Chemical Process Industry
- Water Treatment

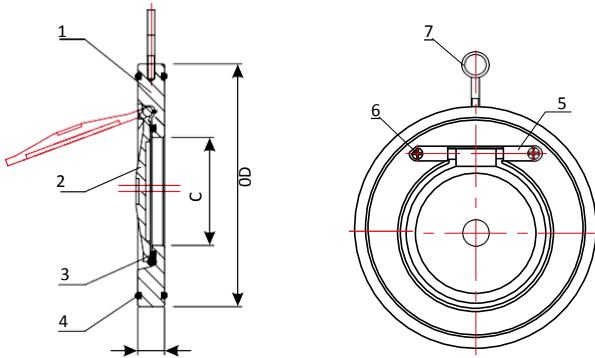
Tank inlets/outlets; preventing backflow into a pump; one-way mixing; water hammer mitigation; pressure balancing; process intakes. In the following industries: chemical processing, bleach plants, aquariums, mining, water treatment, landfills, swimming pools, power plants.



Description

Wafer check valves have a steel body with a very thin "wafer" profile that makes them an ideal check valve for applications that require valves with short takeout lengths. Similar in operation to a swing check valve, the wafer check has a steel disc and rubber seat arrangement that performs the check action. In one direction, fluid lifts the disc off of the seat and allows fluid to pass freely. In the opposite direction fluid drives the disc into the seat, creating a seal and preventing fluid from back flowing upstream. Because of its slim profile, wafer style checks are unlikely to clog which makes them ideal for service lines with large debris or solids. Wafer check valves are used in applications where it is essential to ensure fluid flow passes in only one direction. Wafer check valves can be mounted in vertical or horizontal directions, with the only restriction being a minimum back-pressure required to properly seat the check valve. Spring assists and lever and weight mechanisms are available options to assist in closing the valve quicker to reduce water hammer concerns.

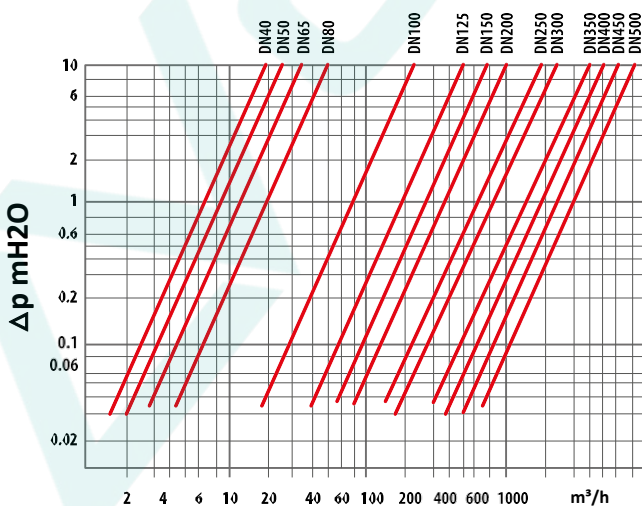
Dimension:



No	Parts	Material
1	Body	ASTM A105 / AISI304 / AISI316 / AISI316L / Bronze
2	Disc	AISI304 / AISI316 / AISI316L / Bronze
3/4	O-Ring	EPDM / NBR / Viton / Silikon / PTFE
5	Ear	AISI316 / WCB
6	Bolt	AISI316
7	Hanger	Galvanized Steel

Size	L	C	ØD				Weight
			PN6	PN10	PN16	ANSI150	
25	14	14	65	74	74	63	0,3
32	14	17	76	84	84	73	0,5
40	14	22	88	92	92	86	0,7
50	14	32	98	107	107	105	1
65	14	40	118	127	127	124	1,2
80	14	54	134	142	142	137	1,7
100	18	70	154	162	162	175	2,5
125	18	92	184	192	192	195	3,1
150	20	114	209	218	218	220	4,2
200	22	154	264	273	273	279	7,2
250	26	200	319	328	329	340	12
300	28	235	375	378	384	410	18
350	38	280	425	438	444	448	32
400	44	316	475	489	491	514	46
450	50	360	530	532	550	548	63
500	56	405	580	585	610	605	87
600	62	486	680	690	724	715	130
700	62	580	781	802	831		

Temperature- Pressure Diagram For Wafer Check Valves



- NBR: (-30C - +90C) Acid resistance (good)
- EPDM: (-50C - +150C) Acid resistance (good)
- VITO: (-30C - +225C) Acid resistance (very good)
- SILICON: (-60C - +200C) Acid resistance (very good)
- TEFLON: (-260C - +270C) Acid resistance (very good)

